

Internet Access

2023-24 School Contact Information

School Name

Street

City, State, Zip

Phone Number




About this School

2022-23 Student Enrollment by Grade Level

Grade Level	
-------------	--

2020-21 Teacher Preparation and Placement

Authorization/Assignment	School Number	School Percent	District Number	District Percent	State Number	State Percent
Fully (Preliminary or Clear) Credentialed for Subject and Student Placement (properly assigned)						



--	--	--	--

School Facility Conditions and Planned Improvements




Overall Facility Rate

Exemplary	Good	Fair	Poor

B. Pupil Outcomes	<p>State Priority: Pupil Achievement</p> <p>Statewide Assessments</p> <p>Smarter Balanced Summative Assessments and CAAs for ELA</p> <p>Smarter Balanced Summative Assessments and CAAs for mathematics</p> <p>California Science Test (CAST) and CAAs for Science</p> <p>College and Career Ready</p>
--------------------------	---

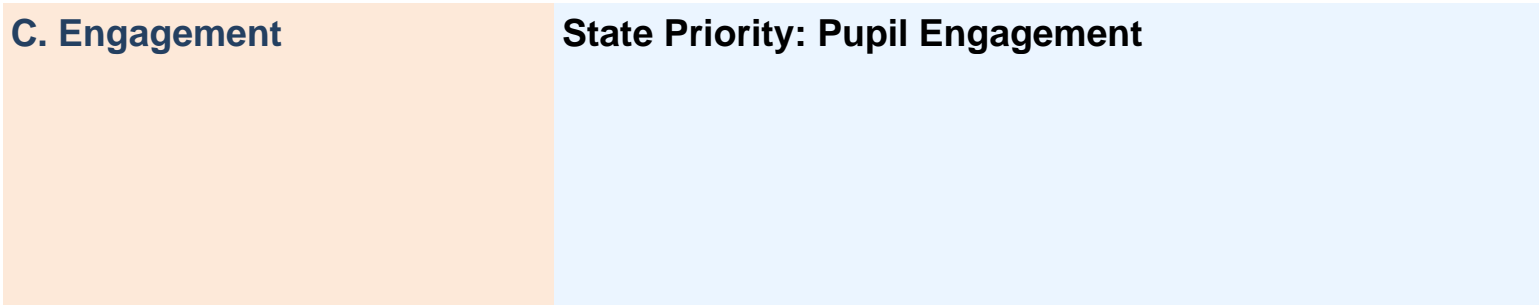
Percentage of Students Meeting or Exceeding the State Standard on CAASPP

Subject	School 2021-22	School 2022-23	District 2021-22	District 2022-23	State 2021-22	State 2022-23
English Language Arts/Literacy						



C. Engagement

State Priority: Pupil Engagement




2022-23 Graduation Rate by Student Group (Four-Year Cohort Rate)

2022-23 Suspensions and Expulsions by Student Group

Student Group	Suspensions Rate	
---------------	------------------	--

2020-21 Secondary Average Class Size and Class Size Distribution

Subject	Average Class Size	Number of Classes with 1-22 Students	Number of Classes with 23-32 Students	Number of Classes with 33+ Students
English Language Arts				



Fiscal Year 2021-22 Teacher and Administrative Salaries

Category	District Amount	State Average for Districts in Same Category
Beginning Teacher Salary		
Mid-Range Teacher Salary		
Highest Teacher Salary		
Average Principal Salary (Elementary)		
Average Principal Salary (Middle)		
Average Principal Salary (High)		
Superintendent Salary		
Percent of Budget for Teacher Salaries		
Percent of Budget for Administrative Salaries		

2022-23 Advanced Placement (AP) Courses

Percent of Students in AP Courses	
Subject	Number of AP Courses Offered
Computer Science	
English	
Fine and Performing Arts	
Foreign Language	
Mathematics	
Science	
Social Science	
Total AP Courses Offered	

Professional Development

Professional Development

Empty area for notes or details.

Subject	2021-22	2022-23	2023-24
Number of school days dedicated to Staff Development and Continuous Improvement			